

Year 1 Firecrests Mathematics Autumn 1

Number Place value Measurement Time

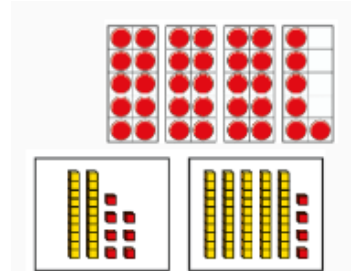
Place value

Place value determines what the value of the digit is. Numbers can be represented in many ways.

The ten frames are used to show the number thirty-six (36).

These dienes represent 2 tens and 7 ones = twenty-seven.

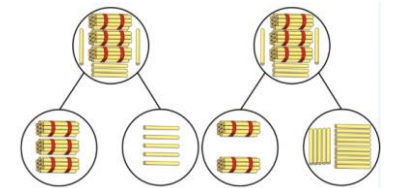
The other is 5 tens and 4 ones = fifty-four.



Part – whole model

The part-whole model shows how a number can be partitioned.

It shows how it can be partitioned in several ways.



	Key Vocabulary	Definition
Place value	compare	To look at two numbers to see which is the largest. You look at the largest place value column and compare the digits from the two numbers in that column.
	estimate	To find a value that is close enough to the right answer, usually with some thought or calculation involved.
	Number line	A straight line with numbers on each end and equal intervals.
	part-whole model	Numbers being split into parts; it is a way of showing how a number has been partitioned.
	partition	To break a number into different parts which have the same total.
	tens	The second column for place value. Ten ones make a ten which then goes into the next column.
time	Day	There are 24 hours in a day.
	Hour	Unit of time indicated by the short hand on a clock. There are 60 minutes in an hour
	Long hand	The longer of the 2 hands on a clock. Indicates the passing of minutes.
	Minute	Unit of time indicated by the long hand on a clock. There are 60 minutes in 1 hour. The minute hand goes once around the clock each hour.
	O'clock	When the minute hand is pointing at the twelve. The hour hand would show what time it is. The clock in the top right shows 8 o'clock
	Short hand	The shorter of the 2 hands on a clock. Indicates the passing of hours.

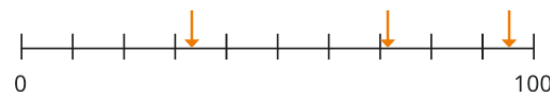
Greater than and less than

The bigger number is on the side where the lines are furthest apart.

SYMBOL	WORDS	EXAMPLE
>	greater than	10 > 3
<	less than	2 < 6

Number line

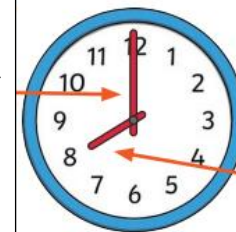
Using number lines, it is possible to estimate what a number could be by looking at the intervals.



How to tell the time

You always read the long hand first to say how many minutes past or to and hour it is.

The long hand is showing the number of minutes.



The short hand is showing the number of hours

The time is 8 o'clock.