

# Year 4 Flamingos Computing








Autumn 2



## Creating Media: Audio editing

Key Vocabulary	Definition
Audio	Adding sounds to recordings.
Copyright	Recordings belong to the people who made them.
Digital recording	Recordings that are recorded onto computers and other devices
Editing	Making changes to your recordings.
Input	Recording something.
Jingle	Short song or catchy musical refrain that promotes a product.
Microphone	Equipment that converts sound into an electrical signal.
Output	Listening to a recording.
Presenter	A person who introduces the items in a particular programme.
Podcasts	A recording by someone that is available to listen to.
Speaker	A device that changes electrical signals into sound.
Track	A segment of recorded sound.
Waveform	A visual representation of an audio or electrical signal.

Input and Output Devices	
We use input devices to send the audio to the device/ computer. We use output devices to listen to the audio from the devices/ computer.	
Input Devices	Output Devices
 Microphones are input devices that change sound into electrical signals which can then be recorded or transmitted.	 Digital speakers turn the electrical signal into an audio output that can be heard by the listener.
 Using special cables, musical instruments can be linked to computers and become input devices.	 Headphones are worn over the ears of the listener so that only they can hear the sound output.
 Some devices are capable of acting as both the input and output devices. Examples include; headsets, smartphones, voice assistants (e.g. Google Home and Amazon Echo).	

**What Are Podcasts?** Podcasts are a type of spoken word file that can be downloaded by listeners from the internet or radio. They are protected by copyright laws which means that the creator owns the rights to it. A user can often choose to download the whole series of podcasts. Some examples of podcasts are 'Stories Podcast', 'Six Minutes' and 'Brains On! Kids Science Podcast.'

### Features of Podcasts:

**Sounds:** Voices, jingles, background music, sound effects

**Information:** Presenters' names, name of podcast, introduction, main section, conclusion.

Podcasts are widely available so you need to check the podcast you want to listen to is appropriate for your age.

### E-Safety: Online Relationships:

These can be established in any online services that allow two-way communication. It may be between people who know one another offline or they may have connected online. As we use the Internet and digital technology to communicate and spend time with others, it is important we learn how to build respectful online relationships. This helps us all to stay safe, healthy and happy. Respectful online relationships respect our boundaries and privacy; there is mutual trust and kindness. Appropriate online relationships do not involve people trying to control what we do or say and don't put pressure on us to do something that makes us feel uncomfortable or that we don't want to do.



**S** Stay Safe  
Don't give out your personal information to people / places you don't know.

**M** Don't Meet Up  
Meeting someone you have only been in touch with online can be dangerous. Always check with an adult you trust.

**A** Accepting Files  
Accepting emails, files, pictures or texts from people you don't know can cause problems.

**R** Reliable?  
Check information before you believe it. Is the person or website telling the truth?

**T** Tell Someone  
Tell an adult if someone or something makes you feel worried or uncomfortable.

Follow these SMART tips to keep yourself safe online!

### Know The Rules!

People must give their permission before you record them and they must know what you are going to do with the recording.

