

Year 4 Flamingos

DT



Autumn 2



Textiles and Sewing: Cushions



The Design Process

Analyse existing products



Design a new product



Make a prototype. Use trial and error.



Make a final product



Evaluate and improve the product

Key Vocabulary	Definition
Aesthetic	Pleasing to look at.
Appliqué	A sewing technique in which patches of fabric are sewn in place with decorative stitches.
Decoration	Anything added to make something more attractive.
Design Criteria	The goals that a project must achieve to be successful
Evaluation	Making a judgment about the suitability of the product.
Fabric	A cloth made by knitting or weaving together fibres.
Hem	The hem is the very bottom, folded edge of a piece of clothing or an item. Most of your clothes have at least one hem in them — at the ends of your sleeves, the bottom of your skirt, or along the edge of your t-shirt
Hemming Stitch	A stitch used to hold a hem in place.
Natural	Something that comes from nature, rather than being man-made.
Prototype	A standard or typical example
Running Stitch	Running stitch: This is the basic stitch in hand-sewing and embroidery, on which all other forms of sewing are based. The stitch is worked by passing the needle in and out of the fabric at a regular distance. All other stitches are created by varying the straight stitch in length, spacing, and direction
Synthetic	Man made.

Appliqué Techniques

Pinning shapes

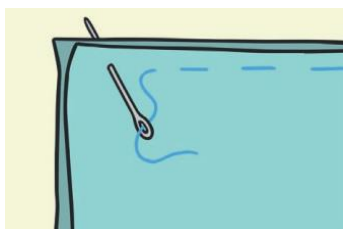


Overcast or whip stitch

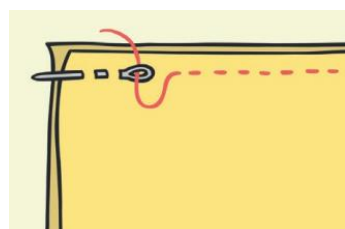


Types of Stitch

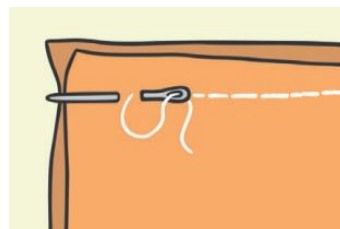
Basting Stitch



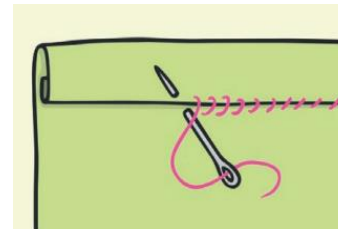
Running Stitch



Back Stitch



Hemming Stitch



Overcast or Whip Stitch

