

Year 5: Finches

Mathematics

Spring 1

Number

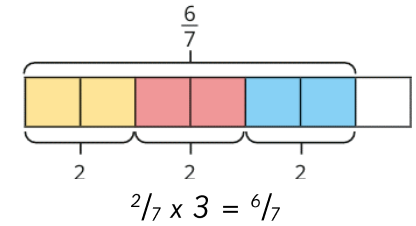
Multiplication and division

Fractions

Decimals

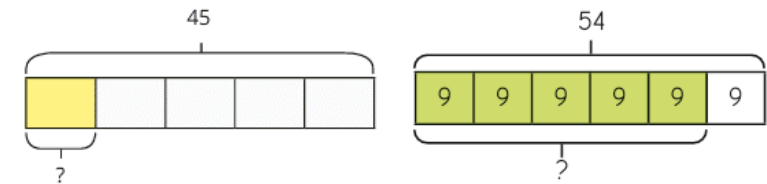
Multiplying fractions

When multiplying fractions, the denominator remains the same, but the numerator is multiplied by the integer.



Finding Fractions of an amount

To find a fraction of an amount, the whole number is divided by the denominator and then multiplied by the numerator.

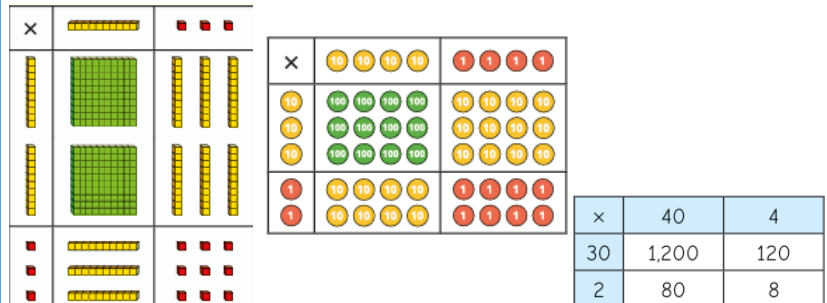


$\frac{1}{5}$ of 45 is found by dividing the whole by 5. It is 9.

$\frac{5}{6}$ of 54 is found by dividing the whole by 6 and then multiplying by 5. It is 45.

Area Model:

When using an area model, you multiply the tens and the ones separately, and then add the products together.



Key Vocabulary

Definition

Fractions	denominator	The bottom number of a fraction, showing how many equal parts the whole has been divided into in total.
	integer	A whole number.
	numerator	The top number of a fraction, showing how many equal parts out of the whole are taken.
	quantity	How much/many you have of something.
	simplify	To reduce fractions to their simplest forms (smallest denominator and numerator).
	unit fraction	The numerator is one.
Multiplication + Division	difference	To tell how many numbers lie between two given numbers.
	divisor	A number by which another number is to be divided.
	estimate	A rough calculation of the value or quantity of something, using rounded figures rather than the actual value.
	exchanging	(Regrouping) changing values between the place value columns of a number.
	place holder	A zero that holds the place in the absence of another digit
	products	The result of multiplying two or more numbers together
	remainder	The final undivided part that is left over after division and is smaller than the divisor. Can be written as the numerator of the fraction left.
Decimals	decimal point	The dot/point which separates whole numbers from fractional numbers.
	hundredths	In decimals, the number in the 2 nd column after the decimal point (0.01)
	place value	The columns represented on a place value chart (tens, ones, tenths, hundredths...)
	tenths	In decimals, the number in the 1 st column after the decimal point (0.1)

Decimals

Numbers on a place value chart to the right of the decimal point. These work in the same way as all other columns. Ten of the tenths equals one whole. Ten hundredths equal one tenth.

