

Year 2 Robins

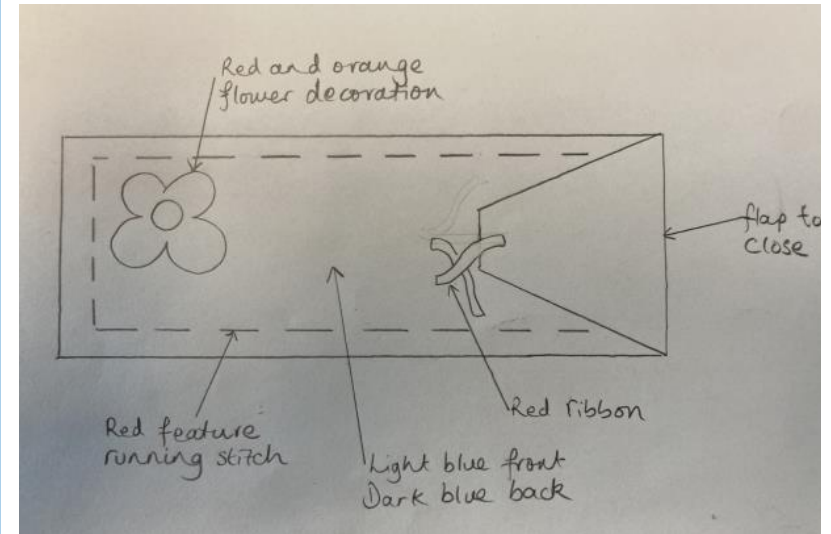



Summer 2

Textiles

Pencil Cases

Example Design




Key Vocabulary	Definition
appearance	What the finished product will look like.
design	Purpose or planning that happens to prepare to create a product.
fabric	Cloth or other material produced by weaving or knitting fibres.
fastening	To fix something securely to something else. Fastening can be permanent or temporary depending on whether the design requires the object to be able to be opened.
feature stitch	A sewing stitch that is deliberately coloured or patterned so that it stands out against the background.
function	What the object needs to do/ be used for.
materials	The things needed to create the object.
needle	A very fine slender piece of polished metal with a point at one end and a hole or eye for thread at the other, used in sewing
properties	An attribute, ability or characteristic of something. E.g. waterproof, flexible etc.
running stitch	A straight stitch used to join two or more pieces of fabric. 
seam	A line where two pieces of fabric are sewn together in a garment or other article.
sew	To join, fasten, or repair (something) by making stitches with a needle and thread or a sewing machine.
stitch	A loop of thread or yarn resulting from a single pass or movement of the needle in sewing.
suitable	Right or appropriate for a particular person, purpose, or situation.
thread	A long, thin strand of cotton, nylon, or other fibres used in sewing or weaving.
user	A person who uses an object.

Instructions

Pin the template to the fabric.



Attach the fastening.



Cut out the fabric.



Glue the decoration to the front.



Use a running stitch to join the front and the back.



Try it out.

