

# Year 1

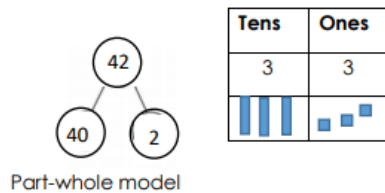
## Woodpeckers and Swallows

### Spring 1 Maths




one	ten
two	twenty
three	thirty
four	forty
five	fifty
six	sixty
seven	seventy
eight	eighty
nine	ninety

#### Partitioning numbers -




#### Ordering numbers -



Count	Saying numbers in a certain order.
Compare	Examining the difference between two numbers.
Digit	A single whole number within a two or more digit number.
Less	Smaller than.
More	Greater than.
Numeral	A symbol that represents a number.
Order	Putting things in the correct place following a rule.
Place value	The value of each digit within a number.
Partition	A way to work out maths problems by splitting them into smaller units so they're easier to work with.

eleven	thirteen	fifteen	seventeen	nineteen
twelve	fourteen	sixteen	eighteen	

#### Practical resources -



#### Comparing groups and numbers

>	More than
<	Less than
=	Equal

One less (The number before)	Number	One more (The next number)
43	44	45
34	35	36
26	27	28

Ten less (The number above on a hundred square)	Number	Ten more (The number below on a hundred square)
16	26	36
28	38	48
26	27	28